

CentraCare Health Medical Plan Enrollee Benefit

What is it?

CentraCare eClinic is a convenient and cost-effective way for Minnesota residents ages 2 to 65 to receive treatment for common health conditions from a CentraCare Health provider. All you need is an internet connection and 5 to 10 minutes to complete an online interview process that collects information related to your condition. CentraCare Health is offering FREE eClinic visits to CCH Medical Plan enrollees (HealthPartners Minnesota). All you have to do is visit www.centracare.com/eclinic to sign up or update your profile.

We partner with insurance providers and employers to offer special pricing and in some cases online insurance submission. Enter your information so we can connect you with your insurance provider and/or employer. Don't worry, if not found, we'll let you know about any updates when we can!

Insurance carrier

HealthP| _____ Insurance member ID _____

HealthPartners Minnesota

Employee ID _____

Enter insurance carrier's name (HealthPartners Minnesota), and your member ID Number to verify eligibility.

If I'm already registered for an eClinic account, how do I add my CCH Medical Plan information?

Simply log into your eClinic account, then click "Update Profile" blue box in Account Information section and add insurance carrier/member ID information. When added, click "Update Profile" box at bottom of screen to save changes.

Once completed, the Account Information section on the home page should display "Free" next to your name. You will need to update any eligible dependent's information as well.

Insurance and employer information

We partner with insurance providers and employers to offer special pricing and in some cases online insurance submission. Enter your information so we can connect you with your insurance provider and/or employer. Don't worry, if not found, we'll let you know about any updates when we can!

Insurance carrier _____ Insurance member ID _____

Employer _____ Employee ID _____

Account information

Primary

Jane Doe FREE

Dependents

John Doe FREE

Insurance

Insurer

HealthPartners Minnesota

Subscriber ID

123456

Employer

Employer name

CentraCare Health

Employee ID

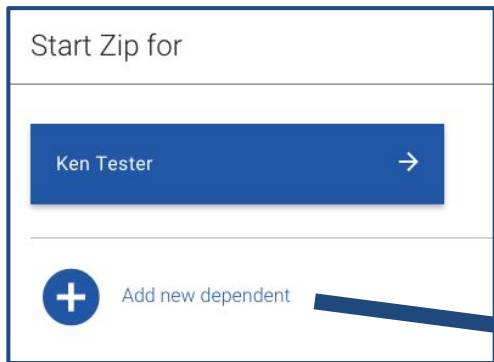
123456

Update profile →

CentraCare Health Medical Plan Enrollee Benefit

Adding a dependent

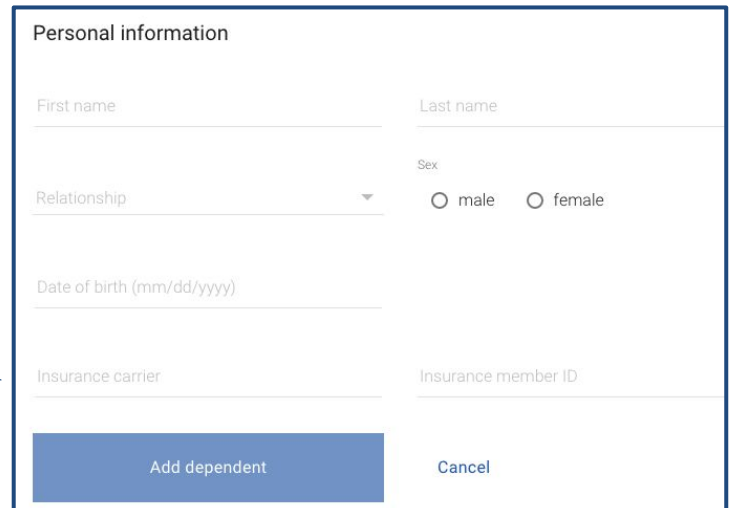
To add a dependent simply log into to your account and click “Add new dependent” on the home screen. Simply enter the dependent’s information along with the insurance carrier’s name (**HealthPartners Minnesota**) and the dependent’s insurance member ID which can be found on the dependent’s insurance card.



Start Zip for

Ken Tester →

+ Add new dependent



Personal information

First name Last name

Sex
 male female

Relationship

Date of birth (mm/dd/yyyy)

Insurance carrier Insurance member ID

Add dependent Cancel

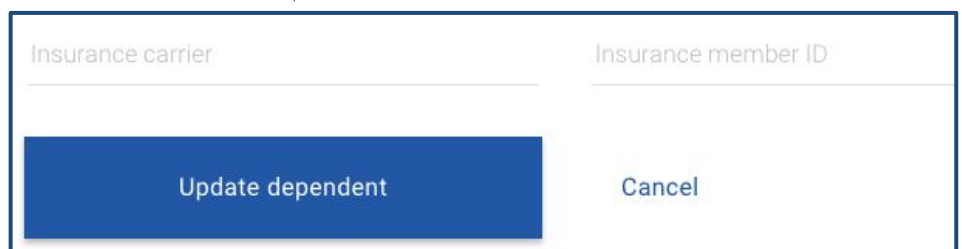
If my dependent is already added to my account how do I add their CCH Medical Plan information?

Simply log into your *eClinic* account, then click “Profile” in the top right corner. From there find your dependent and click the edit button on their account card. Simply enter the dependent’s insurance carrier’s name (**HealthPartners Minnesota**) and the dependent’s insurance member ID which can be found on the dependent’s insurance card and click “Update Dependent” at the bottom.



Marky Tester Not eligible [Edit](#) [Deactivate](#)

Sex	Age	Relationship
Male	16 (12/09/1999)	Son



Insurance carrier Insurance member ID

Update dependent Cancel